

Order No. R700 0134



The Shuttle is a multi-purpose device that is designed to route the output of older API modules to the Workhorse mixer section while adding the flexibility of two effects loops. Many older 500 series modules are not set up to send their signal to the Workhorse mix buss. By connecting their output to the Shuttle via patch cable or using the feed function, the vintage module's signal is routed to the Workhorse mix buss for easy manipulation. The Shuttle is equipped with a balanced insert loop and an unbalanced loop for adding effects to the signal. The effect loop connectors can also be used as outputs for mults or front panel inputs for real-time overdubbing. Individual switches let you activate the loops to quickly compare the effect in-line and bypassed.

FEATURES

- One balanced and one unbalanced loop
- Front panel connectivity and controls
- Workhorse mix buss drive circuit
- Direct front inputs for zero-latency recording

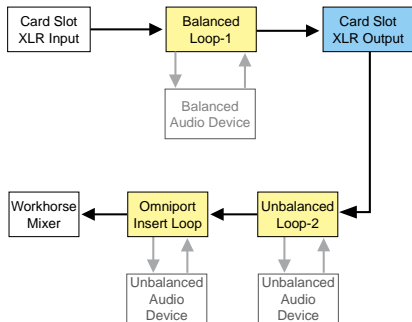
APPLICATIONS

- Add effects to the signal path
- Feed in recorded signal for overdubbing
- Routes older API modules to Workhorse mixer
- Lets you add mults to older API racks

COOL FACTORS

- Adds extra dimension to your 500 series rack
- Brings older modules up to latest spec
- Lets you connect modules in more ways
- Low cost add-on that makes sense

SHUTTLE BLOCK DIAGRAM



FULL ENCLOSURE - 100% steel casing reduces magnetic interference from other nearby modules that may cause pollution.

INSERT SWITCH - Bypasses the balanced loop-1 to compare wet & dry signals.


BALANCED LOOP-1 - Line-level +4dB loop connects to pro-audio processors with separate 1/4" TRS send and receive jacks and routes the signal to the XLR output and to loop-2.

RECEIVE - The 1/4" receive jack may be used to connect balanced or unbalanced audio devices such as CD/DVD players, keyboards, samplers and portable music players.

OMNILOOP - A standard tip-send, ring-receive TRS type insert/effects loop with bypass switch. Available when used with Radial Workhorse racks.

INSERT SWITCH - Bypasses the unbalanced loop-2 to compare wet & dry signal.

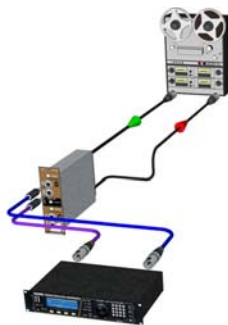
UNBALANCED LOOP-2 - Line-level -10dB send & receive jacks connects to hi-Z effect pedals and other unbalanced devices and routes the signal to the Workhorse mix buss.



MIL-SPEC CIRCUIT BOARD - Features double sided PCB and full ground plane assuring lowest noise and greater durability for years of trouble-free performance.

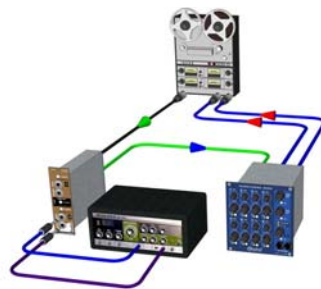
STEEL PUSH SWITCHES - Road proven switches rated for over 20,000 cycles feature metal casing for added durability.

GOLD 15-PIN CARD EDGE - Double sided and gold plated edge connector ensures good conductivity and signal transfer.



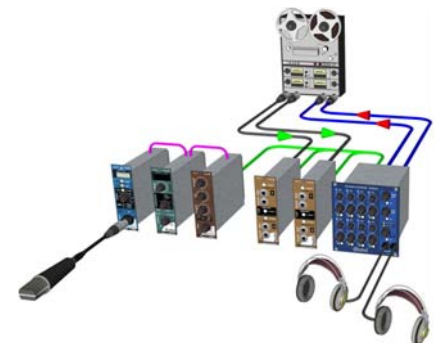
BALANCED SEND AND RETURN

Use the Shuttle to interface balanced studio devices or simply patch in without having to repatch or reach in behind equipment.



UNBALANCED SEND AND RETURN

Combine the Shuttle with your Workhorse to interface unbalanced studio effects with the ease of front panel connectivity.



OVERDUBBING IN REAL TIME

The Shuttle makes it easy to overdub tracks without digital latency. Plug into the Workhorse with a mic preamp or channel strip and start recording!