

Order No. R700 0101



The WR8 is the 8-channel power rack section of the Workhorse. It can be used to house up to eight 500 series modules and be expanded later by adding the WM8 8-channel mixer section. Each module slot is equipped with XLR male and female connections along with 1/4" TRS and D-Sub connectors. These are wired in parallel and may be used independently or cross patched to create innovative signal paths. With 1600 milliamps of shared current, the WR8 delivers more power to each slot to accommodate power hungry tube preamps. Patching modules together is made easy using the feed switch. Omniport is also supported providing added module functionality. The Easy-Glide tray makes swapping Radial modules a breeze and may be removed for non-standard sizes. Heavy duty 14-gauge construction throughout ensures durability. The WR8 is 100% backwards compatible with older API modules.

**FEATURES**

- Eight channel 500 series rack
- 1600 milliamps of shared current
- Feed function for easy module patching
- Extra quiet external power supply

**APPLICATIONS**

- Easily integrates analog world to digital
- Lets you create unique patches and sounds
- Build the ultimate stereo mic channel
- Perfect side car for both studio and live touring

**COOL FACTORS**

- Upgradable with 8 channel WM8 mixer
- Backwards compatible with older API modules
- Easy-glide tray makes swapping fast
- Protective circuitry to keep things safe




"The Radial Workhorse is one of the most versatile and well-equipped racks I've ever tried, and exudes the typical Radial Engineering detail and thoughtfulness...this has to feature very highly on the list of contenders..."

Hugh Robjohns  
(Sound on Sound Magazine)

**EASY-GLIDE TRAY:** Slide-in platform for single & 2x-wide modules. Helps align the card edge connector for easy insertion.

**EIGHT CARD SLOTS:** Power for eight 500 series modules via standard 500 series card edge receptacle.


**MIXER SECTION:** The WM8 mixer can be added to upgrade the WR8 rack to a full Workhorse with eight channel mixer.



**MAIN & MONITOR I/O:** Connectors are pre-installed for the WM8 mixer upgrade making installation easy.

**FEED FUNCTION:** Lets you connect modules to set up elaborate channel strips without patch cables.

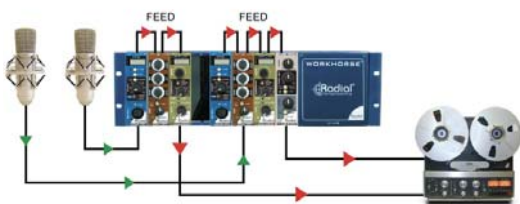
**OMNIPO™:** 1/4" TRS connector enhances each module's capability as set by the manufacturer.



**MODULE I/O:** Follows original format and adds parallel 1/4" TRS jacks for cross-patching between modules.

**STEREO LINK:** Makes it easy to pair up modules equipped with a stereo link function in standard master/slave configuration.

**BALANCED D-SUBS:** Eight channel, 25-pin D-Sub i/o for easy connectivity to DAWs



**STEREO CHANNEL STRIP**

The Workhorse WR8 is perfect for creating the ultimate stereo channel strip. Combine the PowerTube™ preamp with the Q3™ induction coil EQ and the Komit™ single knob compressor.



PwrTube Q3 Komit PwrTube Q3 Komit PhaseQ JDVPre  
235mA + 35mA + 130mA + 235mA + 35mA + 130mA + 70mA + 80mA = 870mA draw from a total of 1600mA

**SHARED POWER POOL**

The Workhorse employs a shared power pool whereby each module will draw a certain amount of current from the total. The Workhorse WR8 has 1600 milliamps available. You simply add up the amount of draw for each module as specified by the manufacturer. The example above shows the Workhorse loaded with eight Radial modules including tube preamps, EQs and compressors.